



### Features

- Two and four wire models
- Photoelectric smoke sensing technology
- Dual LEDs for 360° visibility
- Uses smoke sensor in conjunction with a fixed 135°F (57.2°C) temperature heat sensor to extend reliability
- Durable sensor head, no need for replacement
- Remote LED output on 2-wire model
- “Form A” Alarm contact on 4-wire model
- Easy installation and maintenance
- Low-profile design that blends in with any environment
- Supports the RSR-100 Remote Sensitivity Reader that provides specific information related to the sensitivity of the detector

### Description

The SD-100 Series photoelectric smoke detectors are designed for a wide variety of applications. The SD-100 Series smoke detectors are suitable for use in commercial, industrial, institutional and residential occupancies. The sleek low-profile design of the detectors emphasize ease of installation and field maintenance.

All SD-100 Series smoke detectors come equipped with a sleek low-profile design and durable sensor head. Utilizing advanced detection algorithms, the SD-100 Series smoke detectors provide quality and reliability. In addition, the SD-100 Series detectors support the RSR-100 Remote Sensitivity Reader that provides specific information related to the sensitivity of the detector.

The SD-100 Series consists of 4 models:

#### **SD-100-2WT-6K/SD-100-2WP**

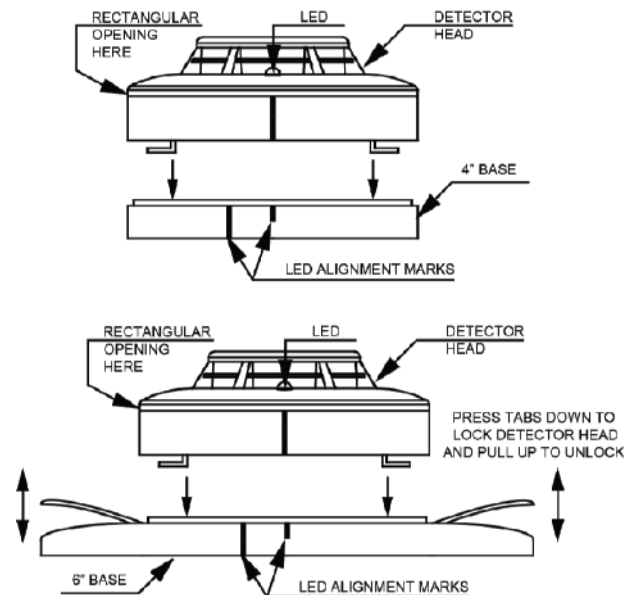
The SD-100-2WP is a two-wire smoke detector that uses a photoelectric technology and the SD-100-2WT-6K is also a photoelectric smoke detector but with an additional fixed 135°F temperature heat sensor to further extend the sensing capabilities.

#### **SD-100-4WT-6K/SD-100-4WP**

The SD-100-4WP is a four-wire smoke detector that uses a photoelectric technology and the SD-100-4WT-6K is also a photoelectric smoke detector but with an additional fixed 135°F temperature heat sensor to further extend the sensing capabilities.

All four models include a 6-inch base and a remote LED output.

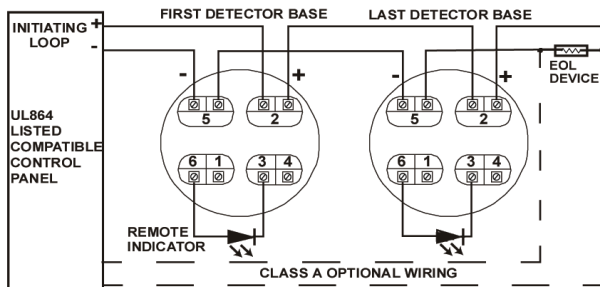
### Installation Diagram



## Electrical Specifications

Model	2/4 wire	Thermal Sensor	Voltage DC	Standby Current (Max.)	Alarm Current (Max.)	Surge Current (Max.)	Start-Up Time (Max.)	Permissible Current (Max.)	LED Flash Interval	Alarm contact
SD-100-2WP	2	-	12.0~28.0V	140µA	90mA	200µA	60 Seconds	90mA	5-7 Seconds	—
SD-100-4WP	4	-	10.5~33.0V	140µA	48mA	200µA	60 Seconds	48mA	5-7 Seconds	—
SD-100-2WT-6K	2	135°F (57.2°C)	12.0~28.0V	140µA	90mA	200µA	60 Seconds	90mA	5-7 Seconds	—
SD-100-4WT-6K	4	135°F (57.2°C)	10.5~33.0V	140µA	48mA	200µA	60 Seconds	48mA	5-7 Seconds	Form A

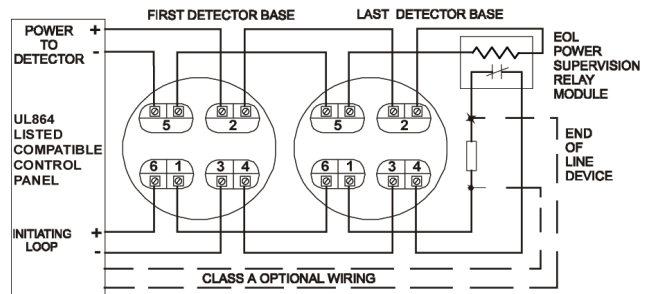
### SD-100-2WP and SD-100-2WT-6K Wiring Diagram



NOTE: IF REMOTE INDICATOR IS NOT USED, REVERSING POLARITY ON DETECTOR IS PERMITTED.



### SD-100-4WP and SD-100-4WT-6K Wiring Diagram



#### RSR-100 Remote Sensitivity Reader

The RSR-100 Remote Sensitivity Reader is designed to measure the sensitivity of the SD-100 Series smoke detectors. This battery-powered device is equipped with an infrared optical interface for reading data sent by the smoke detector. The SD-100 decodes the sensitivity and status data and displays the information on its LCD display. The RSR-100 may be used either as a hand-held device or with a standard threaded extension pole.

## Ordering Information

Model	Description
SD-100-2WP	2 wire Photoelectric Smoke Detector with remote LED output, includes 6-inch base.
SD-100-4WP	4 wire Photoelectric Smoke Detector with remote LED output, includes 6-inch base.
SD-100-2WT-6K	2-Wire Photoelectric Smoke Detector with Heat Sensor and Remote LED output, includes 6-inch base.
SD-100-4WT-6K	4-Wire Photoelectric Smoke Detector with Heat Sensor, includes 6-inch base.
RSR-100	Remote Sensitivity Reader for SD-100 Series smoke detectors



Canada

25 Interchange Way Vaughan, ON L4K 5W3  
Telephone: (905) 660-4655 | Fax: (905) 660-4113

U.S.A.

4575 Witmer Industrial Estates Niagara Falls, NY 14305  
Toll Free: (888) 660-4655 | Fax Toll Free: (888) 660-4113

www.mircom.com



**THIS INFORMATION IS FOR MARKETING PURPOSES ONLY AND NOT INTENDED TO DESCRIBE THE PRODUCTS TECHNICALLY.**

For complete and accurate technical information relating to performance, installation, testing and certification, refer to technical literature. This document contains intellectual property of Mircom. The information is subject to change by Mircom without notice. Mircom does not represent or warrant correctness or completeness. All rights reserved. All other trademarks and registered trademarks are properties of their respective owners.

CAT. 5356

Rev. 0