

On-the-Glass Shock Sensor

5150 Series

OVERVIEW

The 5150 Series Shock Sensor is one of the most low profile glassbreak sensors in the industry. Advanced piezo transducer technology powers the sensor, so no power is needed from the loop. Instead, the piezo generates its own electricity when it bends as the glass breaks. Bending of the transducer must occur for the sensor to go into alarm providing excellent false alarm immunity.

Specially formulated 3M[®] tape holds the shock sensor on the glass. The tape, which sets up quickly, has been field-tested for proven reliability. The sensor can be repositioned during the first five minutes of installation.

For up to 10 ft. (3m) of protection on a single pane of glass, the 5150 is ideal for small glass rooms, next to kitchen sinks, in high noise areas, in occupied factory and office environments, and in retrofit installations where only 2-wire protection is practical. The 5150 offers 24-hour perimeter detection and its on-the glass mounting is a visual deterrent.



STANDARD FEATURES

- Low profile design
- Up to 10 ft. (3m) range on a single pane of glass
- Easy to use, field-proven 3M[®] adhesive mounting
- Detects all types of glass without adjustment
- Ideal for 24-hour loop protection

On-the-Glass Shock Sensor

5150 Series

North America
T 855-286-8889

Latin America
T 561-998-6114

Specifications

Electrical

Power consumption	Self-generating on alarm
Resistance	Normal 14Ω (24Ω maximum)
	Alarm (open) 1 MegΩ minimum
Maximum loop rating	10VDC, 15mA
Loop configuration	Closed loop
Output	Open 1 to 10 seconds on alarm

Environmental

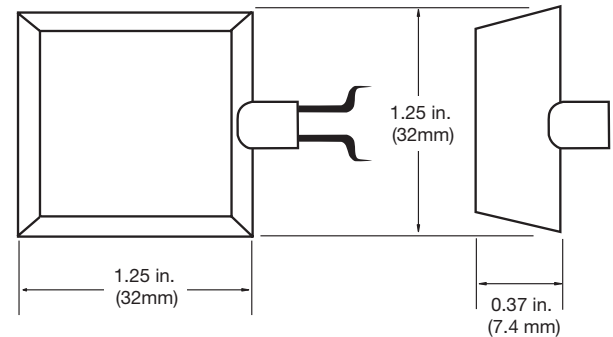
Lightning suppression	400 watts for 1 msec pulse
Operating temperature	0°F~120°F (-18°C~50°C)

Features


Housing material	Flame retardant ABS plastic
Sensitivity setting	Factory set
Range	10 ft. (3m)*
Glass types detected	
Plate glass	Up to 1/4" (6.4mm)
Tempered glass	Up to 1/4" (6.4mm)
Wired glass	Up to 1/4" (6.4mm)
Laminated glass	Up to 1/4" (6.4mm)
Mounting location	Corner mounted on glass
Mounting method	High bonding acrylic tape
Dimensions (LxWxH)	1.25 x 1.25 x .37 in. (32 x 32 x 7.4 mm)
Color	Mahogany brown, White

*Less range on laminated glass

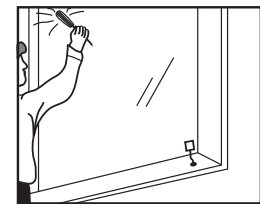
Dimensional Diagram



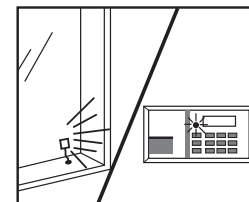
Reliable Range Verification Testing




Mount the sensor on the glass 1" (25mm) in from the corner



Strike far opposite corner of glass with screwdriver handle.



Sensor trips at panel or keypad verifying range for entire glass area.



Walk away with confidence.

Ordering Information

5150C-M	Shock Sensor w/Coil Cord, 3', Brown
5150C-W	Shock Sensor w/Coil Cord, 3', White
5150-M	Shock Sensor, 2-Wire, Brown
5150M19-100PKG	Shock Sensor, 2-Wire, Brown, 100-Pack
5150-W	Shock Sensor, 2-Wire, White
5150W19-100PKG	Shock Sensor, 2-Wire, White, 100-Pack



interlogix.com

Specifications subject to change without notice.

© 2014 United Technologies Corporation.

All rights reserved.

Interlogix is part of UTC Building & Industrial Systems, a unit of United Technologies Corporation.

403-3805 2014/03 (75803)